



Friedhelm TRAPP GmbH

Ostring 15 - 63533 Mainhausen - Zentrale: 06182/9294-5 - Fax: 06182/9294-69 - Mail: trapp@f-trapp.de

www.f-trapp.de

Lighting series Classic



Classic Compact ECO

The Classic Compact Eco is ideal for the uniformly and efficient lighting of minor and residential roads, paths and open spaces.

The timeless lighting design combined with modern, functional technique LED City Light make this luminaire to an classic system. The different versions within the Classic Eco series allow, depending on the requirements of a wide range of applications.

In the luminaire Classic Compact Eco Special attention was paid to energy conservation and efficiency. So she convinces with high Energy efficiency and outstanding light output.

Technical description Classic Kompakt ECO

Luminaire model

LED up and Lateral mounted luminaire for mast height and road width up to 6 m

Degree of protection IP66, protection class I or II

Applications: Residential roads, traffic-calmed roads, pedestrian areas, paths in parks and green areas, parking

Light engineering

Effective LED lens combination, selectively insertable lens optics, flexible in emission characteristic for street and area lighting

LED lifetime: >100.000 h (L80/B10), reliability through LED Bypass

Color temperatures*: 5000 K (CW), 4000 K (NW), 3000 K (WW, other color temperatures on request)

Color rendering index: Ra >70 (CW, NW), Ra >80 (WW)

Dimming by reducing the power of all LED, no partial shutdown)

Light emission: 0% in the upper half space at 0 ° tilt

*** Tolerance deviations of ± 10% we reserve ourselves.**



Lighting series Classic

Technical description Classic Kompakt ECO

Lightmanagement

Night reduction via control wire by default 50%

Optionally:

- Night reduction between 10% and 90% factory securable
- Luminous flux readjusting (CLM), factory programmed
- Connection of different light sensors / motion detector
- Intelligent switching times dependent dimmingtimes Control
- All optional functions individually programmable and upgradeable.

Electronic control device

Control wire for halflight switching,

optional: 1-10V or DALI interface

Electronics with condensation protection (coating), shed optional

Constant current mode, LED current set at the factory in accordance with light output

With thermal monitoring of the LED module and current reduction

Voltage surge firmness > 4 kV L / N-GND, up to 10 kV optional on request

Housing

Opened without tools, robust housing made of die-cast aluminum

Clear, domed cover made of inorganic glass

No overhead cooling fins, top domed for self-cleaning

Highly Weather-resistant powder coating in RAL 9006 or DB 703, special painting on request

Integrated pressure equalization valve, improved thermal management by separate modules for LED lamps and operating device, each separately replaceable

Optional incl. Prefabricated connection cable

Dimensions

Length:	450 mm
Height:	135 mm
Width:	200 mm
Weight:	3,20 kg
Wind target area:	0,06 m ²



Friedhelm TRAPP GmbH

Ostring 15 - 63533 Mainhausen - Zentrale: 06182/9294-5 - Fax: 06182/9294-69 - Mail: trapp@f-trapp.de

www.f-trapp.de

Lighting series Classic

Technical description Classic Kompakt ECO

Electrical connection

Terminals up to 2,5 mm²

Cable gland for strain relief, suitable for cable diameters from 6 to 12 mm

Rated voltage 230 V ± 10%, AC, 50/60 Hz

Mounting

Fastening elements are available in the following variants:

- Pole-top and mast boom 40/60/76 mm
- Variable spigot with adjustable tilt angle, 5 ° increments, spigot dimension 48/60/76 mm
- Angle for post-top: + 15 ° / -5 °
- Angle for mastboom: + 5 ° / -15 °
- For details, see Installation / Operating Instructions!

Approbation

Approval marks:

- ENEC 10, VDE (in preparation)

Production locations certified to:

- ISO 9001:2008
- ISO/TS 16949:2009

VDE-monitoring by:

- ECS/CIG 021-024





Friedhelm TRAPP GmbH

Ostring 15 - 63533 Mainhausen - Zentrale: 06182/9294-5 - Fax: 06182/9294-69 - Mail: trapp@f-trapp.de

www.f-trapp.de

Lighting series Classic

Technical description Classic Kompakt ECO

LED-System**

LED-Strom	Anzahl LED	Systemleistung bei 100% Betrieb	Systemleistung bei 50% Betrieb	Leuchtenlichtstrom Lichtfarbe WW	Leuchtenlichtstrom Lichtfarbe NW/CW
350 mA	12	15 W	10 W	1.050 lm	1.450 lm
400 mA	12	17 W	11 W	1.200 lm	1.600 lm
450 mA	12	19 W	12 W	1.350 lm	1.800 lm
500 mA	12	20 W	12 W	1.450 lm	1.950 lm
550 mA	12	23 W	13 W	1.550 lm	2.100 lm
600 mA	12	25 W	15 W	1.700 lm	2.300 lm

**** We reserve the right to make technical changes.**

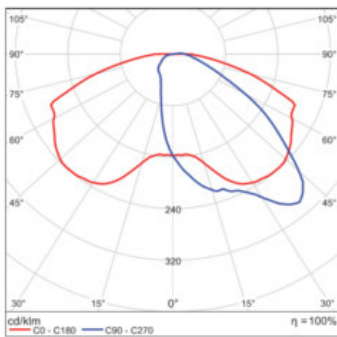


Lighting series Classic

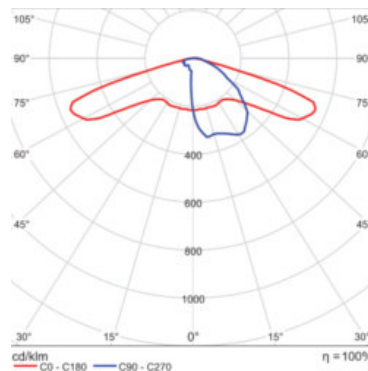
Technical description Classic Kompakt ECO

Light distribution

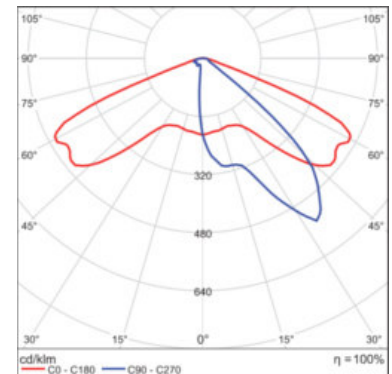
SL 1



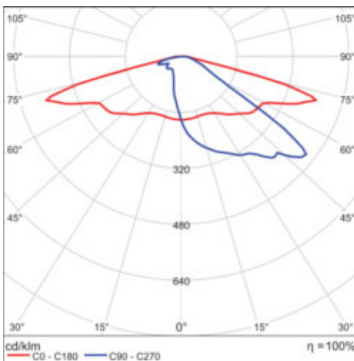
SL 2



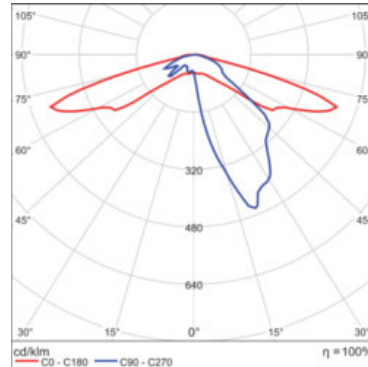
SL 3



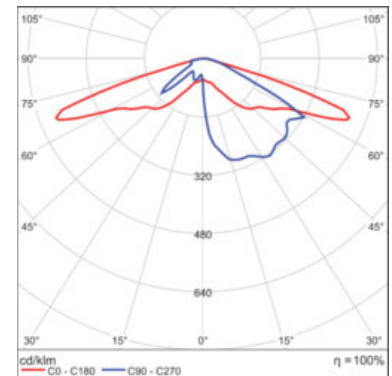
SL 4



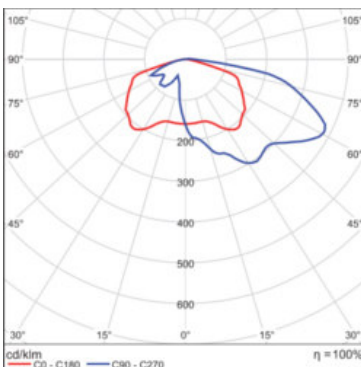
SL 5



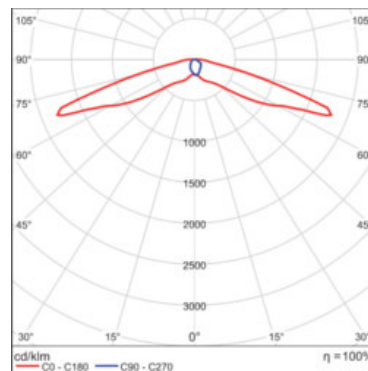
SL 6



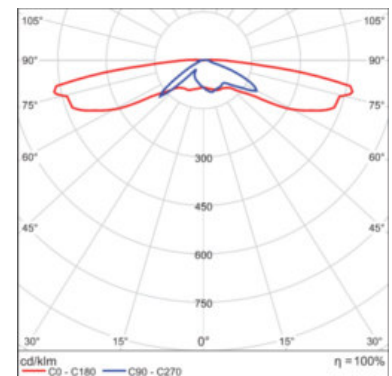
SL 7



PL 1



PL 2





Friedhelm TRAPP GmbH

Ostring 15 - 63533 Mainhausen - Zentrale: 06182/9294-5 - Fax: 06182/9294-69 - Mail: trapp@f-trapp.de

www.f-trapp.de

Lighting series Classic



Classic Standard ECO

Whether parking spots, bike trails, residents streets, collector roads or crossing area - The Classic standard ECO is an energy-efficient and environmentally friendly lighting solution for numerous public lighting tasks.

The luminaires in the Classic Eco series provide an optimal solution for small communities and cities, amongst whom efficient lighting and Energy savings can be achieved.

The different versions within one luminaire series deliver excellent and flexible photometric performance and thus ensure security and well-being in public space.

Technical description Classic Standard ECO

Luminaire model

LED up and Lateral mounted luminaire for mast height and road width up to 6 m

Degree of protection IP66, protection class I or II

Applications: Residential roads, traffic-calmed roads, pedestrian areas, paths in parks and green areas, parking

Light engineering

Effective LED lens combination, selectively insertable lens optics, flexible in emission characteristic for street and area lighting

LED lifetime: >100.000 h (L80/B10), reliability through LED Bypass

Color temperatures*: 5000 K (CW), 4000 K (NW), 3000 K

(WW, other color temperatures on request)

Color rendering index: Ra >70 (CW, NW), Ra >80 (WW)

Dimming by reducing the power of all LED, no partial shutdown)

Light emission: 0% in the upper half space at 0 ° tilt

* Tolerance deviations of $\pm 10\%$ we reserve ourselves.



Lighting series Classic

Technical description Classic Standard ECO

Lightmanagement

Night reduction via control wire by default 50%

Optionally:

- Night reduction between 10% and 90% factory securable
- Luminous flux readjusting (CLM), factory programmed
- Connection of different light sensors / motion detector
- Intelligent switching times dependent dimmingtimes Control
- All optional functions individually programmable and upgradeable.

Electronic control device

Control wire for halflight switching,

optional: 1-10V or DALI interface

Electronics with condensation protection (coating), shed optional

Constant current mode, LED current set at the factory in accordance with light output

With thermal monitoring of the LED module and current reduction

Voltage surge firmness > 4 kV L / N-GND, up to 10 kV optional on request

Housing

Opened without tools, robust housing made of die-cast aluminum

Clear, domed cover made of inorganic glass

No overhead cooling fins, top domed for self-cleaning

Highly Weather-resistant powder coating in RAL 9006 or DB 703, special painting on request

Integrated pressure equalization valve, improved thermal management by separate modules for LED lamps and operating device, each separately replaceable

Optional incl. Prefabricated connection cable

Dimensions

Length:	570 mm
Height:	175 mm
Width:	257 mm
Weight:	4,80 kg
Wind target area:	0,10 m ²



Friedhelm TRAPP GmbH

Ostring 15 - 63533 Mainhausen - Zentrale: 06182/9294-5 - Fax: 06182/9294-69 - Mail: trapp@f-trapp.de

www.f-trapp.de

Lighting series Classic

Technical description Classic Standard ECO

Electrical connection

Terminals up to 2,5 mm²

Cable gland for strain relief, suitable for cable diameters from 6 to 12 mm

Rated voltage 230 V ± 10%, AC, 50/60 Hz

Mounting

Fastening elements are available in the following variants:

- Pole-top and mast boom 40/60/76 mm
- Variable spigot with adjustable tilt angle, 5 ° increments, spigot dimension 48/60/76 mm
- Angle for post-top: + 15 ° / -5 °
- Angle for mastboom: + 5 ° / -15 °
- For details, see Installation / Operating Instructions!

Approbation

Approval marks:

- ENEC 10, VDE (in preparation)

Production locations certified to:

- ISO 9001:2008
- ISO/TS 16949:2009

VDE-monitoring by:

- ECS/CIG 021-024





Leuchtenserie Classic

Technical description Classic Standard ECO

LED-System**

LED-Strom	Anzahl LED	Systemleistung bei 100% Betrieb	Systemleistung bei 50% Betrieb	Leuchtenlichtstrom Lichtfarbe WW	Leuchtenlichtstrom Lichtfarbe NW/CW
350 mA	20	22 W	13 W	1.800 lm	2.400 lm
400 mA	20	26 W	15 W	2.050 lm	2.700 lm
450 mA	20	29 W	16 W	2.250 lm	3.000 lm
500 mA	20	32 W	18 W	2.450 lm	3.300 lm
550 mA	20	35 W	19 W	2.650 lm	3.500 lm
600 mA	20	38 W	21 W	2.850 lm	3.800 lm
700 mA	20	43 W	23 W	3.300 lm	4.400 lm

**** We reserve the right to make technical changes.**

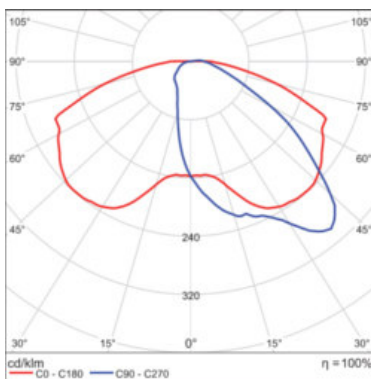


Lighting series Classic

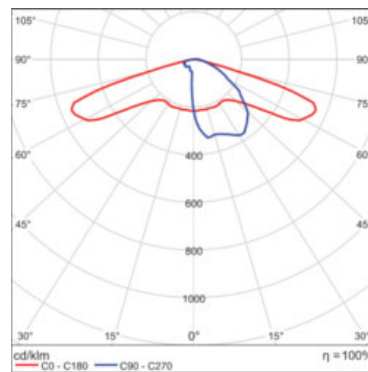
Technical description Classic Standard ECO

Light distribution

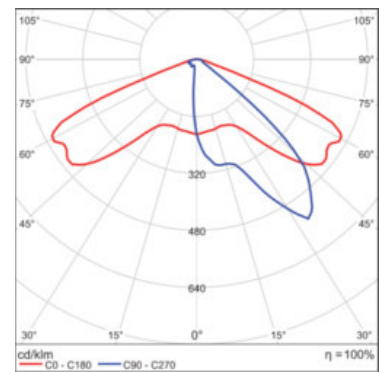
SL 1



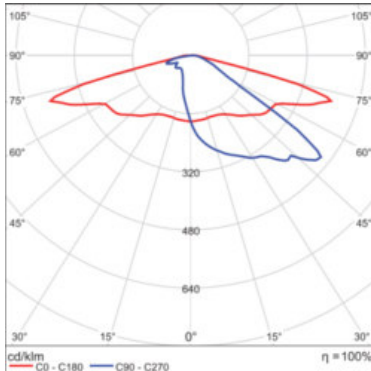
SL 2



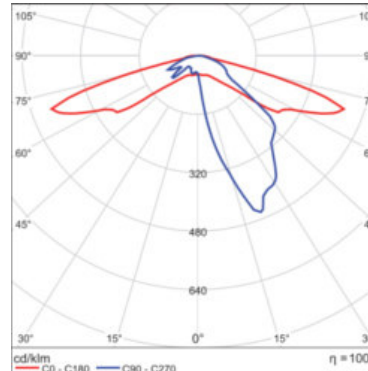
SL 3



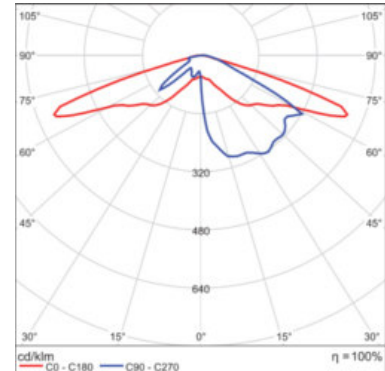
SL 4



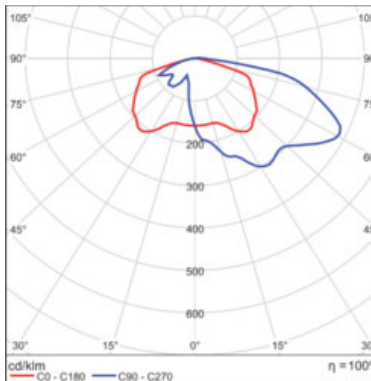
SL 5



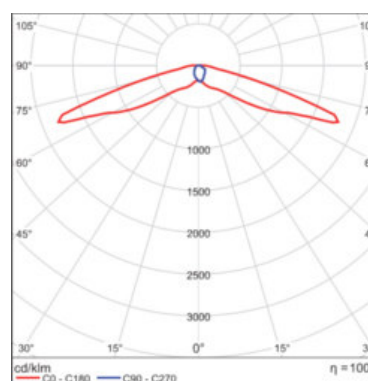
SL 6



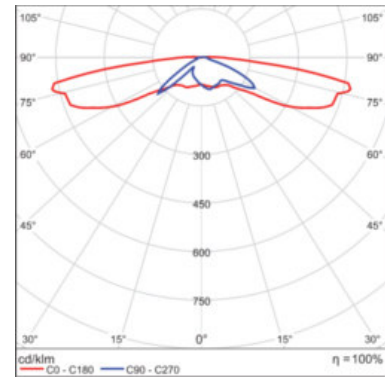
SL 7



PL 1



PL 2





Friedhelm TRAPP GmbH

Ostring 15 - 63533 Mainhausen - Zentrale: 06182/9294-5 - Fax: 06182/9294-69 - Mail: trapp@f-trapp.de

www.f-trapp.de

Lighting series Classic



Classic Maxi ECO

The Classic Maxi ECO has a high-performance photometry for various lighting situations. The new lens system enables the flexible combining the LED modules depending on requirements.

The luminaires in the Classic Eco Series Featuring advanced control gears also available with different current options.

Further energy savings can be achieved by the standard integrated, lossless halfnight switching.

Technical description Classic Maxi ECO

Luminaire model

LED up and Lateral mounted luminaire for mast height and road width up to 8 m

Degree of protection IP66, protection class I or II

Applications: Residential roads, traffic-calmed roads, pedestrian areas, paths in parks and green areas, parking

Light engineering

Effective LED lens combination, selectively insertable lens optics, flexible in emission characteristic for street and area lighting

LED lifetime: >100.000 h (L80/B10), reliability through LED Bypass

Color temperatures*: 5000 K (CW), 4000 K (NW), 3000 K

(WW, other color temperatures on request)

Color rendering index: Ra >70 (CW, NW), Ra >80 (WW)

Dimming by reducing the power of all LED, no partial shutdown)

Light emission: 0% in the upper half space at 0 ° tilt

* Tolerance deviations of $\pm 10\%$ we reserve ourselves.



Lighting series Classic

Technical description Classic Maxi ECO

Lightmanagement

Night reduction via control wire by default 50%

Optionally:

- Night reduction between 10% and 90% factory securable
- Luminous flux readjusting (CLM), factory programmed
- Connection of different light sensors / motion detector
- Intelligent switching times dependent dimmingtimes Control
- All optional functions individually programmable and upgradeable.

Electronic control device

Control wire for halflight switching,

optional: 1-10V or DALI interface

Electronics with condensation protection (coating), shed optional

Constant current mode, LED current set at the factory in accordance with light output

With thermal monitoring of the LED module and current reduction

Voltage surge firmness > 4 kV L / N-GND, up to 10 kV optional on request

Housing

Opened without tools, robust housing made of die-cast aluminum

Clear, domed cover made of inorganic glass

No overhead cooling fins, top domed for self-cleaning

Highly Weather-resistant powder coating in RAL 9006 or DB 703, special painting on request

Integrated pressure equalization valve, improved thermal management by separate modules for LED lamps and operating device, each separately replaceable

Optional incl. Prefabricated connection cable

Dimensions

Length:	800 mm
Height:	230 mm
Width:	360 mm
Weight:	9,70 kg
Wind target area:	0,18 m ²



Friedhelm TRAPP GmbH

Ostring 15 - 63533 Mainhausen - Zentrale: 06182/9294-5 - Fax: 06182/9294-69 - Mail: trapp@f-trapp.de

www.f-trapp.de

Lighting series Classic

Technical description Classic Maxi ECO

Electrical connection

Terminals up to 2,5 mm²

Cable gland for strain relief, suitable for cable diameters from 6 to 12 mm

Rated voltage 230 V ± 10%, AC, 50/60 Hz

Mounting

Fastening elements are available in the following variants:

- Pole-top and mast boom 40/60/76 mm
- Variable spigot with adjustable tilt angle, 5 ° increments, spigot dimension 48/60/76 mm
- Angle for post-top: + 15 ° / -5 °
- Angle for mastboom: + 5 ° / -15 °
- For details, see Installation / Operating Instructions!

Approbation

Approval marks:

- ENEC 10, VDE (in preparation)

Production locations certified to:

- ISO 9001:2008
- ISO/TS 16949:2009

VDE-monitoring by:

- ECS/CIG 021-024





Lighting series Classic

Technical description Classic Maxi ECO

LED-System**

LED-Strom	Anzahl LED	Systemleistung bei 100% Betrieb	Systemleistung bei 50% Betrieb	Leuchtenlichtstrom Lichtfarbe WW	Leuchtenlichtstrom Lichtfarbe NW/CW
350 mA	40	45 W	26 W	3.650 lm	4.850 lm
400 mA	40	53 W	30 W	4.100 lm	5.450 lm
450 mA	40	58 W	33 W	4.500 lm	6.000 lm
500 mA	40	64 W	36 W	4.950 lm	6.600 lm
550 mA	40	70 W	39 W	5.300 lm	7.050 lm
600 mA	40	76 W	42 W	5.750 lm	7.650 lm

LED-Strom	Anzahl LED	Systemleistung bei 100% Betrieb	Systemleistung bei 50% Betrieb	Leuchtenlichtstrom Lichtfarbe WW	Leuchtenlichtstrom Lichtfarbe NW/CW
350 mA	52	56 W	32 W	4.700 lm	6.300 lm
400 mA	52	63 W	35 W	5.350 lm	7.100 lm
450 mA	52	71 W	29 W	4.500 lm	6.000 lm
500 mA	52	81 W	44 W	4.950 lm	6.600 lm
550 mA	52	88 W	48 W	6.900 lm	9.150 lm
600 mA	52	100 W	55 W	7.500 lm	9.950 lm

**** We reserve the right to make technical changes.**

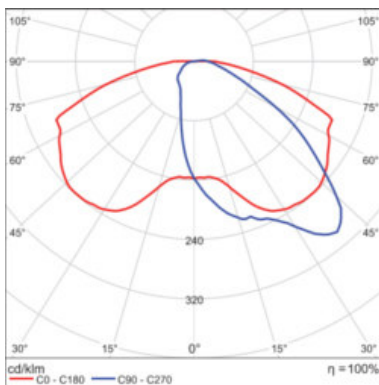


Lighting series Classic

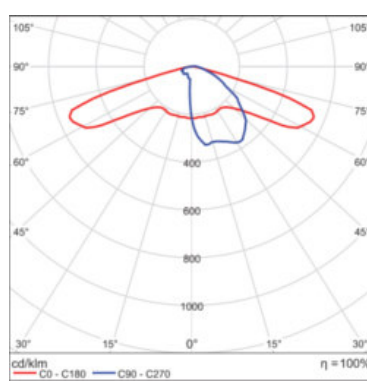
Technical description Classic Maxi ECO

Light distribution

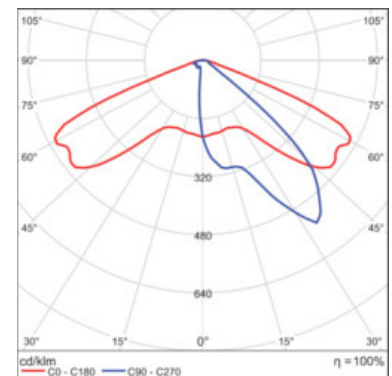
SL 1



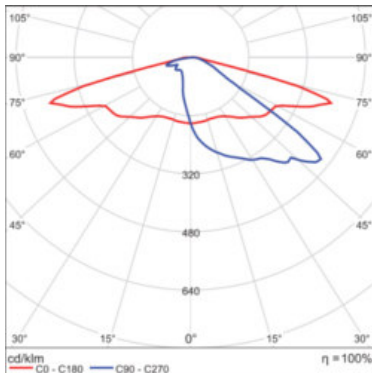
SL 2



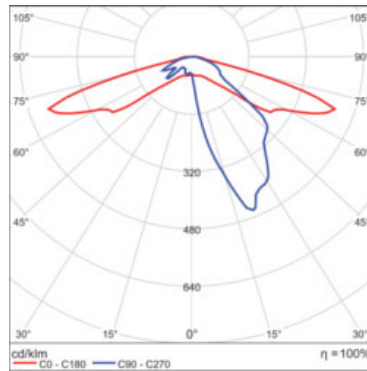
SL 3



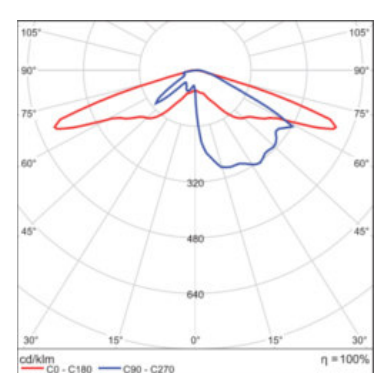
SL 4



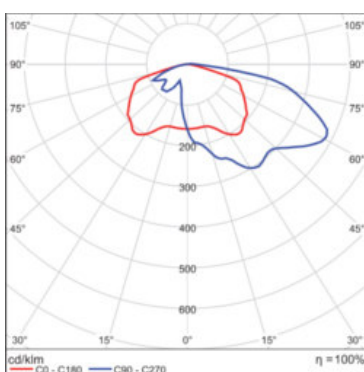
SL 5



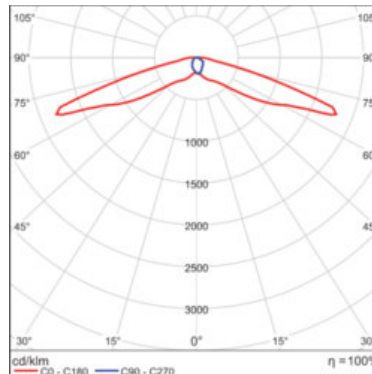
SL 6



SL 7



PL 1



PL 2

